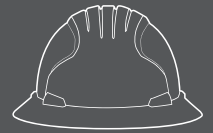




PROTECTIVE INDUSTRIAL PRODUCTS

HARD HATS

IMPRINTING REQUEST FORM



STEP 1: CONTACT INFORMATION

DISTRIBUTOR: _____

NAME: _____

EMAIL: _____

PHONE: _____

PIP SALES REP: _____

PIP TAM (TERRITORY ACCOUNT MANAGER): _____

PO/ORDER NUMBER: _____ DATE: _____

END USER: _____

NAME: _____

EMAIL: _____

PHONE: _____

CONVERTED BUSINESS: Yes No

COMPETITOR: _____

Please complete all sections and then return this form with your artwork to CustomSales@pipusa.com. If artwork is accepted, your proof will be created and returned within 24hrs.

STEP 2: LOGO INFORMATION

***PLEASE CHECK ONE OF THE FOLLOWING BASED ON THE DESCRIPTIONS BELOW:**

1. I have preferred artwork in vector format I have acceptable artwork in a high-resolution JPG or TIF I have unusable artwork (See charges below)
2. I have ordered from PIP before and have a **Previous Proof ID:** _____
 - I would like the following changes to my artwork: _____
3. I would like **BLOCK LETTERING** that reads: _____

PREFERRED ARTWORK: For optimum quality and turnaround, please send your artwork as a **vector file**. Vector files can be scaled and edited without loss of resolution. If you are unsure on how to get vector artwork check with the person or company that created your logo. Or you can check with a previous printer.

PREFERRED FILE FORMATS:

- **.ai** (Adobe Illustrator)
- **.eps** (Encapsulated Postscript)

ACCEPTABLE ARTWORK: High-resolution files, such as JPG or TIF **at 300 dpi or higher at final output size**. Unlike vector artwork, raster files cannot be scaled without loss of resolution and are difficult to edit and therefore may be subject to a logo enhancement fee. PDF files are also accepted but only when saved in an editable text and graphics format.

ACCEPTED FILE FORMATS:

- **.jpg** (Joint Photographic Experts File @ 300dpi at final output size)
- **.tif** (Tagged Image File @ 300dpi at final output size)
- **.pdf** (Portable Document File @ 300dpi at final output size)

Did You Know? Changing the file extensions of raster artwork does not convert it into a vector file. Similarly, opening a low-resolution file and then re-saving it as a high-resolution file won't work. Either of these scenarios may cause us to re-create the artwork.

Tip: Dpi (dots per inch) is a term describing the resolution of artwork files. The higher the resolution (or dpi), the better it will convert to vector format. To find out the dpi of your image, simply right click the image and click properties. The dpi should be listed directly under the dimensions in the General tab.

UNUSABLE ARTWORK: Photographs, photocopies of business cards & stationary, drawings, scans, decals and faxes. We also will not accept any logo saved or copied from a website (.png, .gif, .jpg or .bmp files) or logos inserted in programs such as Microsoft Word, Excel, Powerpoint and Publisher.

UNUSABLE FILE FORMATS:

- **.bmp** (Bitmap)
- **.png** (Portable Network Graphic)
- **.gif** (Graphics Interchange File)
- **.doc** (Microsoft Word Document)
- **.xls** (Microsoft Excel Sheet)
- **.ppt** (Microsoft Powerpoint)
- **.pub** (Microsoft Publisher)

PIP LOGO RECREATION OR ENHANCEMENT EXPERTISE WILL RENDER YOUR LOGO USABLE. PIP will convert your logo into vector format for a one-time fee. You will be advised of any additional costs related to re-work within 24 hours of receipt of your Imprinting Request Form and logo.

LOGO RECREATION & ENHANCEMENT CHARGES:

- **Simple:** \$30.00 per logo
- **Complex:** \$50.00 per logo

ARTWORK COLORS

CHOOSE FROM OUR STOCK COLORS FOR NO EXTRA FEE. The colors of your logo will be substituted with the closest stock colors selected. Due to the nature of imprinting on a variety of materials and colors, **we do not guarantee a perfect color match. Limit of 4 colors per location (except jackets).** Variations in shade such as shadows and fading affects will be omitted or substituted with solid color, as these cannot be duplicated using our imprinting methods.

PLEASE CHOOSE UP TO 4 FREE STOCK COLORS:

- | | | |
|--|---|--|
| <input type="checkbox"/> Black | <input type="checkbox"/> Orange (PMS 166) | <input type="checkbox"/> Blue (PMS 301) |
| <input type="checkbox"/> White | <input type="checkbox"/> Yellow (PMS Yellow) | <input type="checkbox"/> Dark Blue (PMS 280) |
| <input type="checkbox"/> Red (PMS 185) | <input type="checkbox"/> Green (PMS 7739) | <input type="checkbox"/> Gray (PMS 422) |
| <input type="checkbox"/> Maroon (PMS 7621) | <input type="checkbox"/> Light Blue (PMS 298) | <input type="checkbox"/> Brown (PMS 7594) |

Please choose the colors for your logo

PMS COLOR MATCHING. Because color is highly subjective, and different computer monitors display colors differently, the Pantone® Matching System (PMS) is the universally accepted system used to identify colors. To receive colors that most accurately match your logo, we recommend that you list your PMS colors below. Because the color of the garment may bleed through lighter color inks, extra mixing may be required.

PMS MATCH - \$50 FEE PER COLOR/PER ORDER

PMS Color 1: _____ PMS Color 3: _____

PMS Color 2: _____ PMS Color 4: _____

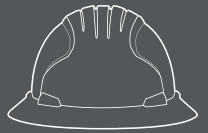
CONTINUE TO STEP 3



PROTECTIVE INDUSTRIAL PRODUCTS

HARD HATS

IMPRINTING REQUEST FORM



STEP 3: PRODUCT INFORMATION

SIZING, STYLE & LOCATION

Please choose your hard hat style and logo location

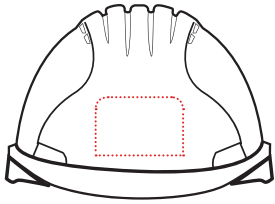
THE SIZE OF YOUR LOGO DEPENDS ON YOUR LOGO SHAPE AND LOCATION. The layout of your logo will determine the size that we will imprint your logo. The sizes listed below are the maximum size restrictions that our machines can reach. Artwork will be reduced or enlarged proportionately to the maximum width or height to achieve the optimal logo size for your logo style. In some cases, the maximum size might not be reached due to the layout of your logo. The curve of the helmet may cause logos to warp or distort at the maximum size. **Optional CR2 Kits reduce logo imprinting height on the sides of the Evolution® helmets.**

NOTE: MAXIMUM IMPRINTING SIZES ARE LISTED NEXT TO EACH LOCATION. YOUR LOGO WILL BE SIZED TO FIT WITHIN THAT IMPRINTING AREA. Due to the shape of your logo more than one plate may be required to allow your logo to reach its optimal size within the imprinting area. Each additional plate is subject to extra fees.


EVOLUTION® 6100 CAP-STYLE

PRODUCT NUMBER:

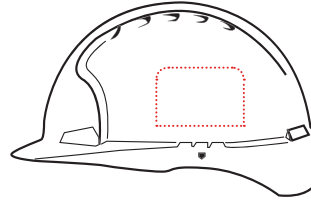
ADD CR2 Kit:



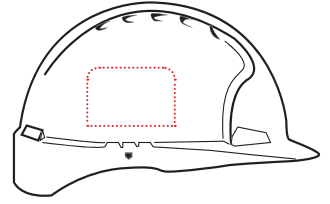
FRONT (3"W x 2"H)



BACK (2"W x 1"H)



LEFT SIDE (3"W x 2"H)

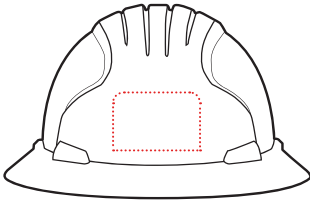


RIGHT SIDE (3"W x 2"H)

EVOLUTION® 6100 FULL BRIM

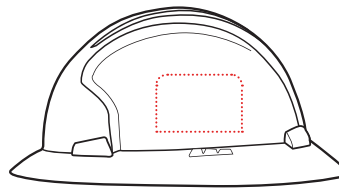
PRODUCT NUMBER:

ADD CR2 Kit:

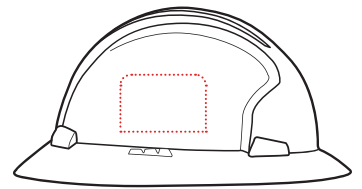


FRONT (3"W x 2"H)

IMPRINTING ON THE BACK IS NOT AVAILABLE ON THE FULL BRIM STYLE



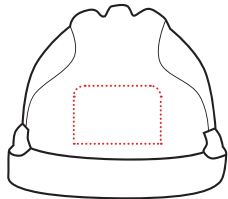
LEFT SIDE (3"W x 2"H)



RIGHT SIDE (3"W x 2"H)

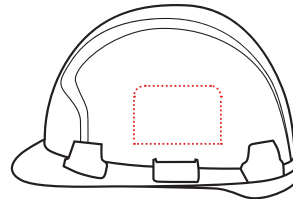
MK8 EVOLUTION®

PRODUCT NUMBER:

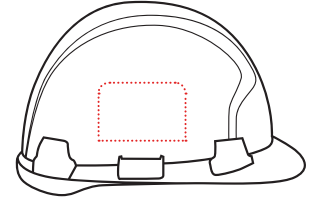


FRONT (3"W x 2"H)

IMPRINTING ON THE BACK IS NOT AVAILABLE ON THE MK8 STYLE



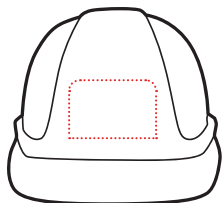
LEFT SIDE (3"W x 2"H)



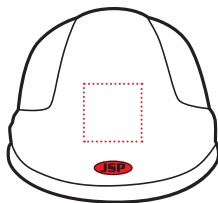
RIGHT SIDE (3"W x 2"H)

COMFORT PLUS™

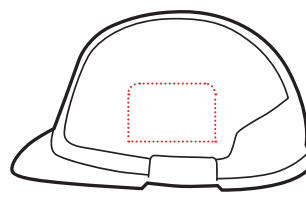
PRODUCT NUMBER:



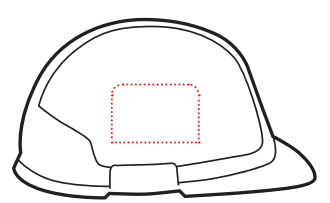
FRONT (3"W x 2.5"H)



BACK (2"W x 2"H)



LEFT SIDE (3"W x 2.5"H)



RIGHT SIDE (3"W x 2.5"H)

If your request is complete please click here:

SUBMIT FORM

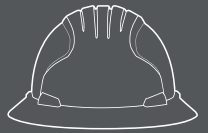
If you have an additional request, please continue to step 4 and fill out an Additional Logo form.



PROTECTIVE INDUSTRIAL PRODUCTS

HARD HATS

ADDITIONAL LOGO FORM



STEP 4: ADDITIONAL LOGO INFO

CUSTOMER: _____

PO: _____

LOGO DESCRIPTION: _____

***PLEASE CHECK ONE OF THE FOLLOWING:**

- 1. I have preferred artwork in vector format I have acceptable artwork in a high-resolution JPG or TIF I have unusable artwork (Charges on 1st page)
- 2. I have ordered from PIP before and have a **Previous Proof ID:** _____
 - I would like the following changes to my artwork: _____
- 3. I would like **BLOCK LETTERING** that reads: _____

ARTWORK COLORS

Please choose the colors for your logo

PLEASE CHOOSE UP TO 4 FREE STOCK COLORS:

- | | | |
|--|---|--|
| <input type="checkbox"/> Black | <input type="checkbox"/> Orange (PMS 166) | <input type="checkbox"/> Blue (PMS 301) |
| <input type="checkbox"/> White | <input type="checkbox"/> Yellow (PMS Yellow) | <input type="checkbox"/> Dark Blue (PMS 280) |
| <input type="checkbox"/> Red (PMS 185) | <input type="checkbox"/> Green (PMS 7739) | <input type="checkbox"/> Gray (PMS 422) |
| <input type="checkbox"/> Maroon (PMS 7621) | <input type="checkbox"/> Light Blue (PMS 298) | <input type="checkbox"/> Brown (PMS 7594) |

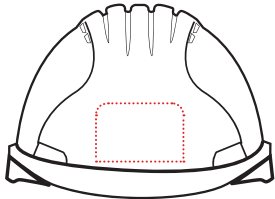
PMS MATCH - \$50 FEE PER COLOR/PER ORDER

PMS Color 1: _____ PMS Color 3: _____


PMS Color 2: _____ PMS Color 4: _____

STEP 5: ADDITIONAL LOGO LOCATION

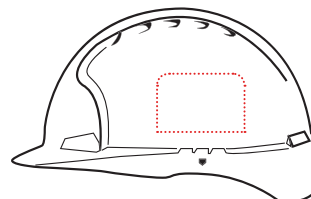
Maximum imprinting areas are listed next to each location



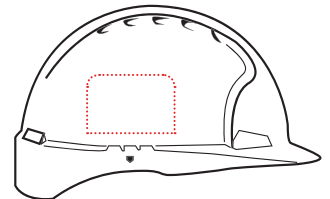
FRONT (3"W x 2"H)



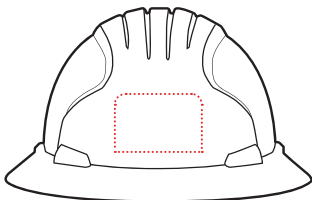
BACK (2"W x 1"H)



LEFT SIDE (3"W x 2"H)

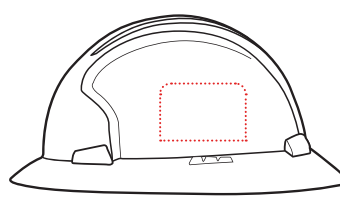


RIGHT SIDE (3"W x 2"H)

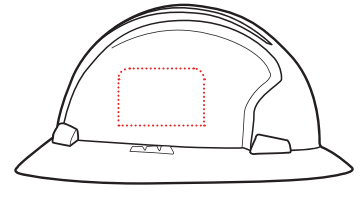


FRONT (3"W x 2"H)

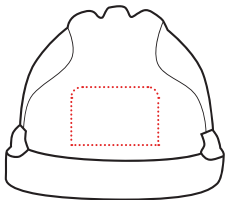
IMPRINTING ON THE BACK IS NOT AVAILABLE ON THE FULL BRIM STYLE



LEFT SIDE (3"W x 2"H)

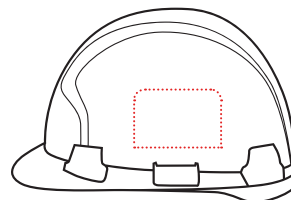


RIGHT SIDE (3"W x 2"H)

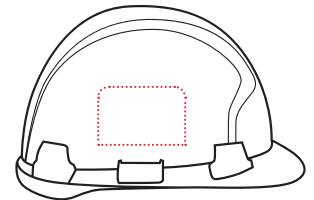


FRONT (3"W x 2"H)

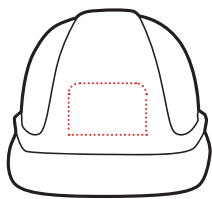
IMPRINTING ON THE BACK IS NOT AVAILABLE ON THE MK8 STYLE



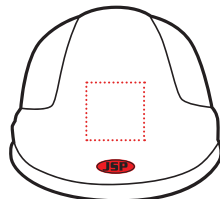
LEFT SIDE (3"W x 2"H)



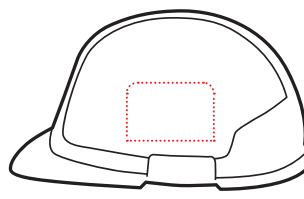
RIGHT SIDE (3"W x 2"H)



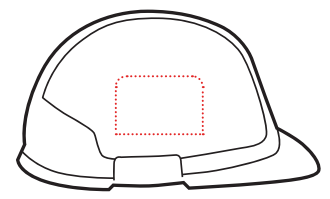
FRONT (3"W x 2.5"H)



BACK (2"W x 2"H)



LEFT SIDE (3"W x 2.5"H)



RIGHT SIDE (3"W x 2.5"H)